













| | | | |
|---|--|---|---------------------------|
| 1 | 1. Introduction 4 mins  26 mins  | Using Sublime Text? Check out the Sublime Text Setup and Keyboard Shortcuts at: http://online.pragmaticstudio.com/courses/rails-ii/extras | 30 mins total time |
| 2 | 2. User Accounts: Model 15 mins  45 mins  | Let's start creating a basic user account and authentication system from scratch. | 60 mins total time |
| 3 | 3. User Accounts: UI 23 mins  57 mins  | | 80 mins total time |
| 4 | 4. Sign In Part I 16 mins  36 mins  | Open Sesame... | 60 mins total time |
| 5 | 4. Sign In Part II 11 mins  34 mins  | | 45 mins total time |
| 6 | 4. Sign In Part III 9 mins  31 mins  | Nice job! You learned a lot about sessions in the last 3 sections. | 40 mins total time |



Video Duration





Exercise Duration

All times are approximate, so don't stress if it takes you more time.

7



5. Sign Out

7 mins 
26 mins 

**35 mins
total time**

8

6. Authorization Part I



8 mins 
27 mins 

Insert big, bad security guard.

**35 mins
total time**

9



6. Authorization Part II

12 mins 
38 mins 

**50 mins
total time**

10

7. Admin Users

10 mins 
40 mins 

Who goes there?



**50 mins
total time**

11

You're halfway through the course! Reward yourself with a day off and allow all the user account management goodness to settle in.

12



8. Many-to-Many Associations Part I

12 mins 
37 mins 

**50 mins
total time**

13



8. Many-to-Many Associations Part II

8 mins 
42 mins 

50 mins
total time

14

9. Through Associations Part I



17 mins 
48 mins 

Got a favorite movie?
Find out how to "fave" it.

65 mins
total time

15



9. Through Associations Part II

15 mins 
45 mins 

60 mins
total time

16

10. Many-to-Many with Checkboxes



16 mins 
54 mins 

Let's add in checkboxes!

70 mins
total time

17

11. Action-Specific Layout Content



12 mins 
38 mins 

content_for what?

50 mins
total time

18



12. Scopes

16 mins 
44 mins 

60 mins
total time

19



13. Custom Routes

16 mins 
44 mins 



**60 mins
total time**

20

14. Friendly URLs

19 mins 
53 mins 

15. Wrap Up

1 min 
2 mins 

**75 mins
total time**

Congratulations! You accomplished a ton in this course! Now it's time to apply what you learned to building or refactoring your own Rails app.