



















1	<p>1. Introduction 4 mins  30 mins </p>	<p>2. Create the App 5 mins  20 mins </p>	60 mins total time
2	<p>3. Views & Controllers 17 mins  40 mins </p>	Get started writing your first Rails app!	60 mins total time
3	<p>4. Models 23 mins  45 mins </p>	Hello, database.	70 mins total time
4	<p>5. Connecting MVC 6 mins  25 mins </p>	Using Sublime Text? Check out the Sublime Text Setup and Keyboard Shortcuts at: http://online.pragmaticstudio.com/courses/rails/extras	30 mins total time
5	<p>6. Migrations 12 mins  40 mins </p>		55 mins total time
6	<p>7. Helpers 20 mins  50 mins </p>	Keep those view templates clean and concise!	70 mins total time

 Video Duration
  Exercise Duration
 All times are approximate, so don't stress if it takes you more time.

7



8. Routes: Show Page

11 mins 
25 mins 

**35 mins
total time**

8

9. Routes: Linking Pages

13 mins 
30 mins 

Help your brain retain all the good stuff you've learned so far by reviewing Rails Cheats (pages 1-5) and Rails Conventions (pages 1-6).*

**60 mins
total time**

9

10. Test-First: Setup

8 mins 
20 mins 

10. Test-First: List

11 mins 
40 mins 

**1 hr 20 mins
total time**

10

10. Test-First: Model



7 mins 
35 mins 

If test-first development stretches your mind the first time through, don't sweat it. Testing is optional throughout this course. And you can always revisit these sections later.

**45 mins
total time**

11

10. Test-First: Show

6 mins 
35 mins 

**40 mins
total time**

12

10. Test-First: Link Pages

8 mins 
35 mins 



Now you're getting the hang of the red, green, refactor cycle!

**45 mins
total time**



* Go to <http://online.pragmaticstudio.com/courses/rails/extras>

13

10. Test-First: Free & Flop

9 mins 
35 mins 



10. Test-First: Browser

4 mins 
20 mins 

70 mins total time

14

11. Forms: Editing Part I



12 mins 
40 mins 

Forms in Rails are actually quite elegant once you get comfortable with the conventions. See all the "magic" unveiled in the next three sections.

55 mins total time

15



11. Forms: Editing Part II

14 mins 
35 mins 

50 mins total time

16

12. Forms: Creating


15 mins 
35 mins 

You're halfway through and making excellent progress. Stick with it!



50 mins total time

17

13. Partial

5 mins 
25 mins 



14. Destroy

5 mins 
25 mins 

60 mins total time

18

15. Custom Queries

10 mins 
40 mins 



Query the database any way you please.

50 mins total time

* Go to <http://online.pragmaticstudio.com/courses/rails/extras>

19



16. Migrations Revisited

11 mins 
50 mins 

**60 mins
total time**

20

17. Layouts

9 mins 
30 mins 

Refresh and solidify all the new concepts you've learned so far by reviewing Rails Cheats (pages 6-15, 18-20) and Rails Conventions (pages 7-14).*

**55 mins
total time**

21



18. Assets: Stylesheets

18 mins 
40 mins 

**60 mins
total time**

22

18. Assets: New Design


5 mins 
30 mins 

Get more comfortable in the Rails console by checking out a collection of console shortcuts, tips, and tricks.*

**50 mins
total time**

23



19. Validations: Part I

11 mins 
40 mins 

**50 mins
total time**

24

19. Validations: Part II

11 mins 
30 mins 


Keep bad guys and bad data out of your database!

**40 mins
total time**

* Go to <http://online.pragmaticstudio.com/courses/rails/extras>

25




20. The Flash

5 mins 
40 mins 

45 mins
total time

26

21. One-to-Many: Models


12 mins 
14 mins 
50 mins 

Over the next four sections, you'll design a one-to-many association from the database tables all the way through to the user interface.

1 hr 15 mins
total time

27



22. One-to-Many: Nested Resources

13 mins 
45 mins 

60 mins
total time

28


23. One-to-Many: Forms

20 mins 
55 mins 

1 hr 15 mins
total time

29

24. One-to-Many: Logic



7 mins 
40 mins 

Review everything you now know how to do in the Rails Cheats (all pages) and Rails Conventions (all pages).*



60 mins
total time

30

25. Deployment

13 mins 
40 mins 

26. Wrap Up

1 min 
5 mins 

60 mins
total time

Learn more advanced Rails features in the Rails Level II Course!
<http://pragmaticstudio.com/rails-ii>